

Community

Message from the General Manager



This is our last Community News for 2011. During this year we have made ground on doing the things we said we would. Despite these positive results we are still a long way from where we need to be in terms of our maintenance funding for programs to restore our roads. As I presented to the community earlier this year, we still need to raise additional funds to meet our road network needs. You told us that you didn't want a reduction in the services provided, so to fund our shortfall we are applying for rate increases over the next 3 years. This newsletter provides some information on where council funds are spent and what the rate increase may mean to you. We will provide

further information over the coming months on where these funds will be spent. I welcome your comments, and please contact us if you would like any further information.

How much does it cost to maintain...?

Roads & Bridges	\$4,590,003
Parks & Gardens	\$2,092,263
Sporting Fields, Recreation Facilities	\$1,243,825
Libraries	\$793,177
Economic Development & Tourism	\$597,304
TOTAL	\$9,316,572

Note: These figures are the Operating costs of the functions and are shown exclusive of depreciation. Some of these expenditures are funded by grant, reserves & other revenues.

What is rate pegging?

Rate pegging is the limit by which all Councils in NSW may increase the total income they will receive from rates. The rate peg is set annually by the Independent Pricing and Regulatory Tribunal (IPART).

The rate peg for 2011-12 is 2.8%. If NSW Councils want to increase rates beyond the rate peg amount they have to apply to IPART for a special rate variation.

Comments from the public

"I will gladly pay extra to see a change for the better." (Kempsey Resident - Letter to Council)

"I very much agree to the rate rise to help this lovely town of ours progress. Because if we don't, who will?" (Kempsey resident - Letter)

I would like to encourage those that do agree with the rate rise to voice it and show support. (Kempsey resident - facebook)

I would like to see transparency in decision making particularly with regard to the budget. (Kempsey resident - Letter)

Calculate the change in your rates

Residential Land Value	2011-12 OrdinaryRate	2012-13 OrdinaryRate \$ Increase		2013-14 OrdinaryRate \$ Increase		2014-15 OrdinaryRate \$ Increase	
\$10,000	\$352	\$413	\$61	\$475	\$62	\$530	\$55
\$50,000	\$471	\$553	\$82	\$636	\$83	\$699	\$63
\$100,000	\$620	\$727	\$107	\$837	\$110	\$910	\$73
\$133,715 (Average)	\$721	\$845	\$124	\$973	\$128	\$1,052	\$79
\$160,000	\$799	\$937	\$138	\$1,078	\$141	\$1,163	\$84
\$260,000	\$1,098	\$1,286	\$189	\$1,480	\$194	\$1,584	\$104
\$360,000	\$1,396	\$1,635	\$240	\$1,883	\$247	\$2,006	\$124
\$450,000	\$1,664	\$1,950	\$286	\$2,244	\$295	\$2,386	\$141
\$1,750,000	\$5,542	\$6,491	\$949	\$7,472	\$981	\$7,868	\$396

The farmland and commercial rates can be found on the website provided in the contact section.

Newsletter

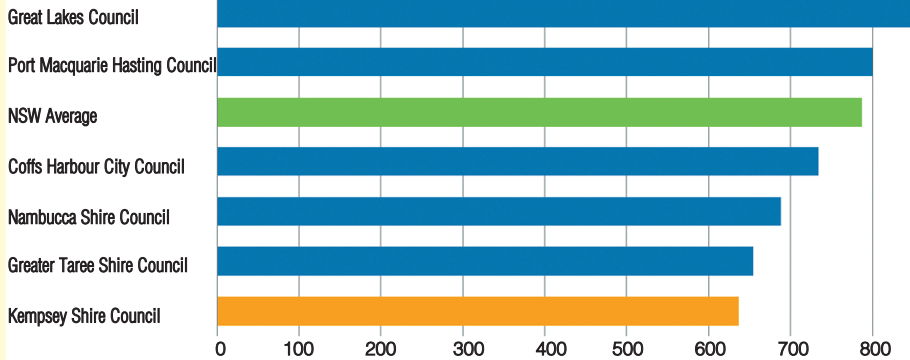


Kempsey Shire Council

Your Council, Our Community

How do our rates compare?

Average Residential Rates 2009-10



Source: NSW Govt Premier and Cabinet, Division of Local Government
Snapshot of NSW Local Government - Comparative Information on NSW Local Government Councils 2009-10


How would we know if Council went over budget?

(Gladstone Resident at Consultation)

Council reports on its performance in Community Newsletters, as well as yearly in the Annual Report. Council's performance reporting will be increased to ensure you can easily track our delivery of programs as part of the Special Rate Variation. The Works Schedule is currently updated weekly on Council's website as part of our efforts to be transparent and accountable to you.

The Annual Report is now available on Council's website. We have chosen to produce a Community Annual Report to inform you about our performance in 2010-11. Whilst the fully audited financial statements and statutory reporting requirements are also available on the web, it is hoped the Community Annual Report will give you an overview of Council's performance without too much of the red tape and 'Government speak'.

Please let us know what you think by contacting us on 6566 3200.



UPCOMING EVENTS

Kempsey Library

Storytelling Project Sessions

December 7, 12, 13, 14 and 15 at various venues in the Shire. Phone 6566 3210 for full details or check the Activities for Families link at the library webpage – www.kempsey.nsw.gov.au/library

Summer Reading Club

Open to all school aged children. Pick up a free Summer Reading Club pack at any library branch. The SRC Party and Prize Draw will be held on Thursday January 19, at Kempsey Library.

Author Talk and Book Signing

Christopher Bevan - *A Kinchela Boy*
Kempsey Library on Thursday, 15 December at 5pm. Copies of the book are available for \$20. To RSVP phone the Library on 6566 3210.

MV Community Gallery

8 Dec – 18 Dec

"PASSEL" group exhibition
Acrylic on canvas, prints and works on paper.

22 Dec – 1 Jan

Jim Peck, Rosemary Rogers and Shirley Thring
Christmas Sale of Artworks.

Bypass Conversations

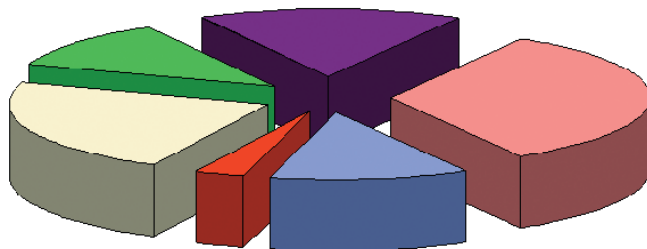
Find out more and join the conversation about the Bypass at www.kempsey.nsw.gov.au/bypass



Next Council Meeting
Tuesday,
20 December 2011

Where do your rates go?

Expenditure of General Rate Revenue



- Community Services
- Economic Development & Tourism
- Other costs including Governance, Administration, Insurance, Saleyards, Property Management & Rental Properties
- Open Space & Recreation
- Regulatory & Environmental Management
- Roads, Bridges & Infrastructure

How can I get more info? Visit our IPART application Webpage at www.kempsey.nsw.gov.au/lcp
Call into Council's Customer Service Centre or phone us on 6566 3200